



TSAWWASSEN FIRST NATION
s̓əwəθən məsteyəx^w



SUMMARY OF KEY ACHIEVEMENTS



ANNUAL REPORT 2015/2016

INTRODUCTION

THIS PAMPHLET SUMMARIZES THE TFN GOVERNMENT'S KEY ACHIEVEMENTS IN THE 2015-2016 FISCAL YEAR. IT IS MEANT TO ACCOMPANY OUR 2015-2016 ANNUAL REPORT, WHICH WE ENCOURAGE YOU TO READ IN FULL. YOU WILL FIND COPIES OF THE 2015-2016 ANNUAL REPORT ON OUR WEBSITE AND IN THE FRONT LOBBY OF THE TFN ADMINISTRATION BUILDING.

THIS PAMPHLET, WHICH IS A NEW PRODUCT, FOCUSES ON MEASURABLE INDICATORS. WE NEED INDICATORS TO MEASURE OUR COLLECTIVE PROGRESS. INDICATORS ARE ALSO IMPORTANT FOR ACCOUNTABILITY AND TRANSPARENCY, BECAUSE THEY ALLOW YOU, OUR MEMBERS, TO DETERMINE IF WE DID WHAT WE SET OUT TO DO. GOING FORWARD, TFN AIMS TO REFINE AND USE INDICATORS SIMILAR TO THOSE IN THIS PAMPHLET AS A BASELINE TO MONITOR TRENDS IN OUR PERFORMANCE OVER TIME.

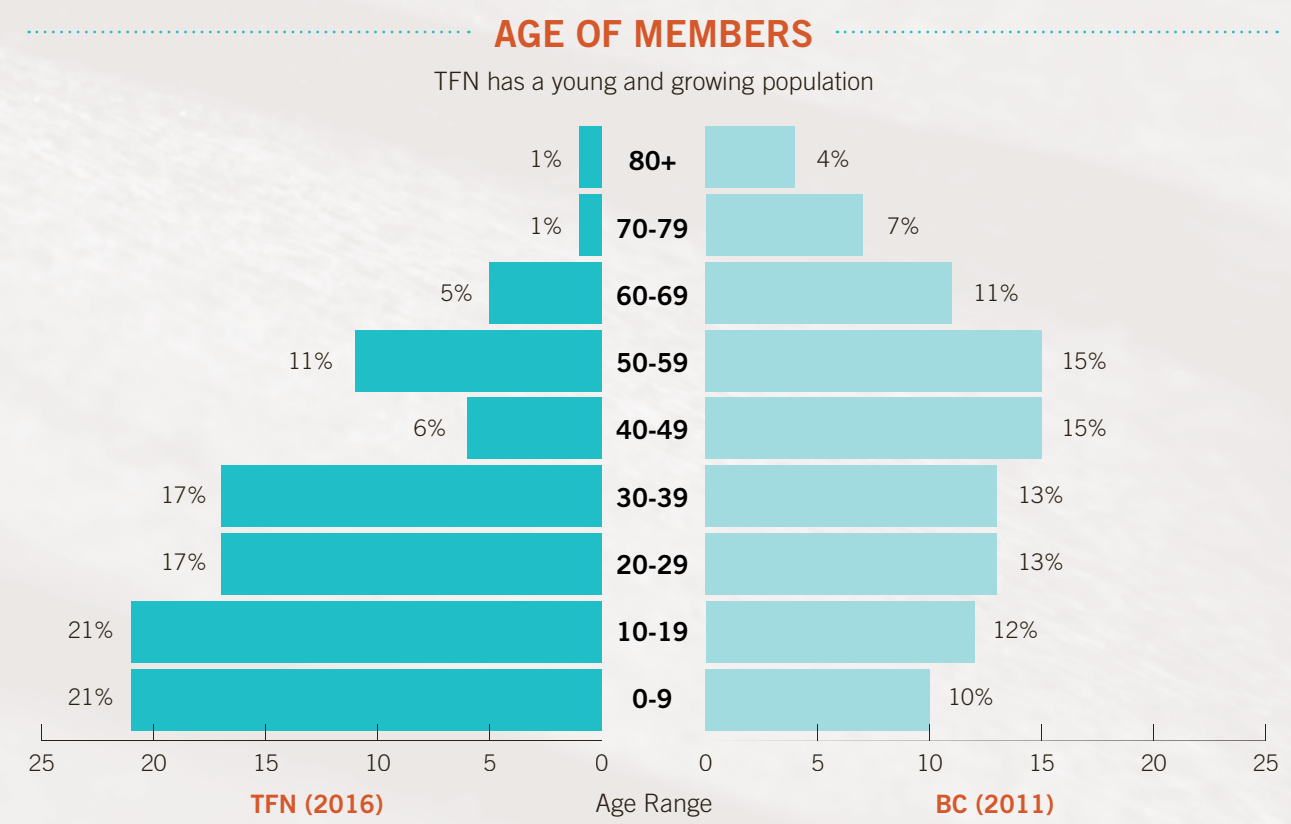
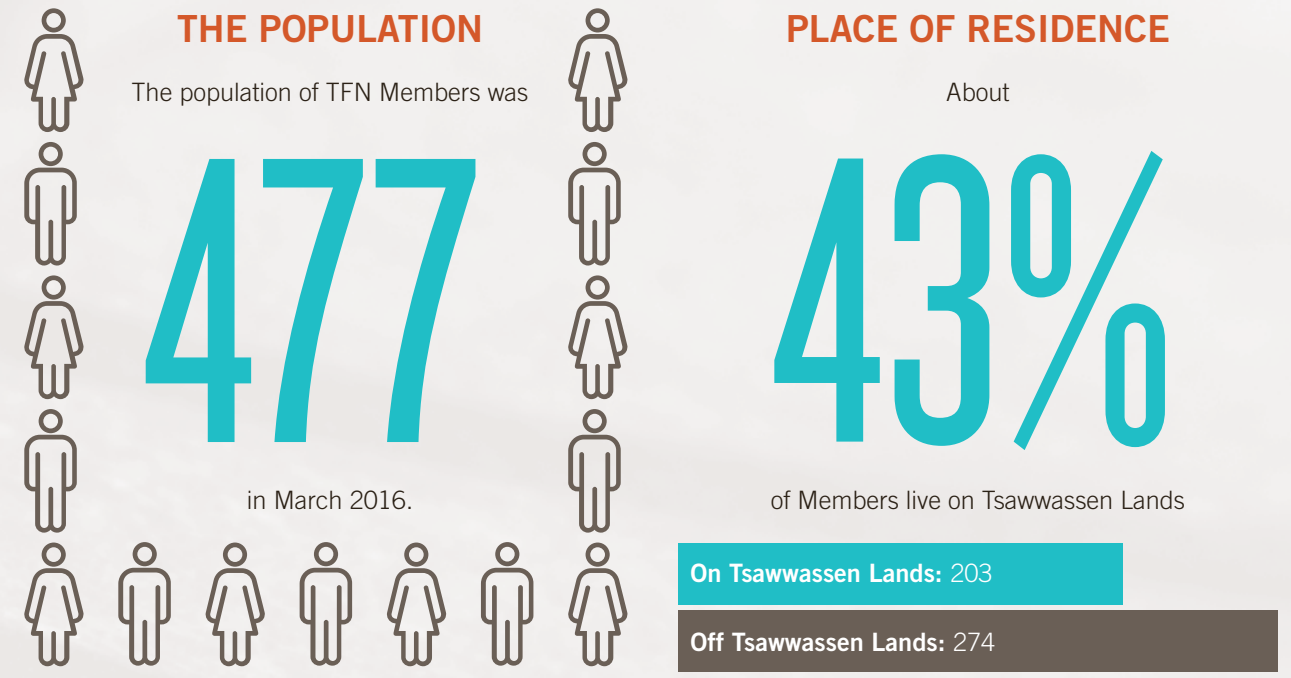
THIS PAMPHLET REPRESENTS ANOTHER TOOL FOR ENGAGING WITH THE MEMBERSHIP ABOUT THE GOVERNANCE OF OUR NATION. AS ALWAYS, WE WELCOME FEEDBACK ON THIS PAMPHLET – AND ON THE ANNUAL REPORT – TO ENSURE WE CONTINUE TO PROVIDE MEANINGFUL AND EFFECTIVE REPORTING ON OUR ACTIVITIES, SERVICES AND PROGRAMS.

YOU WILL FIND COPIES OF THE 2015-2016 ANNUAL REPORT ON OUR WEBSITE

WWW.TSAWWASSENFIRSTNATION.COM



THE MEMBERSHIP



MEMBER HOUSING



4 NEW MEMBER HOMES WERE BUILT AND OCCUPIED ON TSAWWASSEN LANDS IN 2015-2016.

NEW LEASEHOLDER DEVELOPMENTS

In 2015-2016, construction of the Tsawwassen Mills and Tsawwassen Commons retail malls resulted in a high rate of commercial development on Tsawwassen Lands. Significant residential and industrial development is expected in coming years.

UNITS	BUILT BY THE END OF MARCH 2016	TOTAL TO BE BUILT
Single Family	71 Lots	821
Townhouse	0 Dwelling units	1,380
Apartment	0 Dwelling units	1,054
Commercial	181,217 M ² gross floor area	195,077
Industrial	5.21 Hectares	116.25

GOVERNING INSTITUTIONS

TSAWWASSEN LEGISLATURE

The Tsawwassen Legislature held two sessions in 2015-2016.

- **Fall session:** November 17 – November 25, 2016
- **Spring session:** February 9 – March 2, 2016

The Legislature debated and passed **2 laws** and **13 resolutions.**



EXECUTIVE COUNCIL

- Executive Council **met 41 times** and issued **118 Orders-in-Council** in 2015-2016.
- Executive Council issued Orders-in-Council on a variety of topics, exercising its authority under the following statutes:

STATUTORY AUTHORITY	ORDERS-IN-COUNCIL ISSUED*
<i>Government Organization Act</i>	49
<i>Land Act</i>	22
<i>Land Use Planning and Development Act</i>	21
<i>Election Act</i>	9
<i>Community Safety and Security Act</i>	6
<i>Community Governance Act</i>	5
<i>Financial Administration Act</i>	4
<i>Constitution Act</i>	2
<i>Economic Development Act</i>	2
<i>Laws Enforcement Act</i>	2
<i>Property Taxation Act</i>	2
<i>Education, Health and Social Development Act</i>	1
<i>Local Government Act (British Columbia)</i>	1
<i>Tsawwassen First Nation Final Agreement</i>	1

*Adds up to more than 118 because some Orders-in-Council were issued under more than one statute.

CHIEF

The Chief chaired meetings of Executive Council, participated in the Tsawwassen Legislature, and provided ongoing strategic direction on day-to-day administration of Tsawwassen Government.

The Chief also sat as a Board Member on the Naut'sa mawt Tribal Council and occupied TFN's seat at the Metro Vancouver Board of Directors and on Translink's Mayors' Council.

ADVISORY COUNCIL

Advisory Council **met 20 times** in 2015-2016 and saw average attendance of about **12 members.**

Advisory Council discussed a wide range of topics and provided input into all major policy and operational initiatives planned by Tsawwassen Government.

SERVICE PLAN HIGHLIGHTS

THE TSAWWASSEN
GOVERNMENT ACHIEVED OR
MADE PROGRESS TOWARDS

85% OF ITS
SERVICE PLAN
TARGETS.

FINANCE AND ADMINISTRATION

- **4 financial distributions** to TFN Members were completed accurately and on time.
- Met *Financial Administration Act* reporting requirements.
- Completed external financial audit by July 31, 2016.
- Achieved effective and efficient provision of support services, equipment, and supplies.

HUMAN RESOURCES


- **4% staff turnover rate.**
- Held Affirmation Ceremonies for new staff during the fall session of the Legislature.
- Continued to provide effective guidance, direction and support on human resources and employee relations.

EXECUTIVE GOVERNANCE

- Held **4 quarterly staff meetings** for all TFN staff.
- Provided strategic advice to Executive Council through extensive reports and briefings on various items.
- Attending meetings with federal and provincial decision-makers, regional chief administrative officers and other First Nations.
- Achieved 24-hour response target for critical media issues involving TFN.

GOVERNMENT SERVICES

- Successfully completed vote under *Land Act* concerning industrial land development with no appeals.
- Engaged with Canada to negotiate the renewal of the Fiscal Financing Agreement.
- **100% of corporate entities** remained in good standing.
- **0 laws overturned** by Judicial Council.
- Held **20 Advisory Council meetings** ↑ (18 meetings in 2014-2015).
- Held **2 Consultation Committee** meetings (2 meetings in 2014-2015).
- **100% of Access to Information and Personal Information requests** fulfilled within legislated timelines.
- Hosted **100% of planned events** within or under allotted budget.
- **Issued 100% of Enrolment Reports** as scheduled and met **100% of enrolment deadlines.**
- Presented TFN interests to federal and provincial decision-makers on major projects, including (but not limited to) the Trans Mountain Pipeline Expansion, Roberts Bank Terminal 2 Project, George Massey Tunnel Replacement Project and the WesPac Tilbury LNG Facility Project.



\$1.7 MILLION

in grant revenue received for various initiatives.

COMMUNITY SERVICES

EDUCATION

- **5% increase** in Education programming participation.
- Organized and held a graduation ceremony for **4 students** in June 2015.
- **100% of parents** of children registered at Daycare were employed or in training.
- **22 children and youth** participated in youth services programming.
- Hired **5 youth** for the summer employment program.
- Held **10 cultural workshops**, and delivered weekly language classes attended by **5 people per class**, on average.
- Approved Cultural Grants for **16 Members.**
- Connected **14 Members** with employment and **7 Members** with post-secondary education through employment and training programming.



Provided instructional support funding for **110 students.**

(compared to 94 students in 2014/15)



Provided tuition for **43 students** in the Delta School District.

(compared to 38 students in 2014/15)



Processed and provided Youth Grants to **37 students.**

(compared to 43 students in 2014/15)



Approved **12 Post-Secondary Education** funding applications.

(compared to 14 approved in 2014/15, 11 approved in 2013/14)

HEALTH AND SOCIAL DEVELOPMENT

- Worked towards identifying and collecting baseline information on concept of wellness, taking into consideration the fact that wellness incorporates both Western and traditional concepts.
- Provided in-home nursing, personal care and foot care to eligible Members.
- Brought in a mobile eye clinic so Members could have their eyes tested and order glasses.
- Provided high quality counselling services to **51 Members**, and provided support to **6 families.**
- Continued efforts to bring a Nurse Practitioner clinic to Tsawwassen Lands.
- Delivered income and social assistance services to **26 clients.** Average service delivery and processing time was **1 hour per client.**
- Delivered family empowerment services to **62 clients.**
- **12-15 Elders** participated actively in Elders programming.
- **8 Elders** attended the Elders' Gathering at Tsawout First Nation.

SOCIAL HOUSING

- Coordinated 'Gimme Shelter' program for
- Delivered a tenant program that assists tenants in better maintaining their home, and operated the Housing Committee.

14 MEMBERS

to assist first-time home buyers and renters.

LANDS

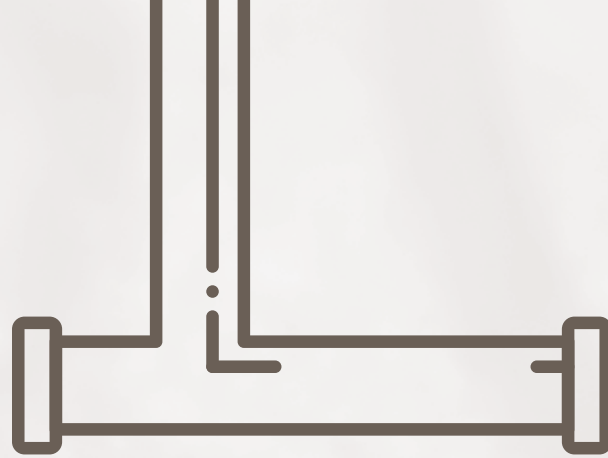
OPENED AND BEGAN OPERATING THE NEW SEWAGE TREATMENT PLANT.

- Completed the update of the *Building Regulation* and began drafting amendments to the *Soil Transport, Deposit and Removal Regulation*.
- Completed the fees review and related regulatory amendments.
- Determined the location for the additional cemetery with Executive Council approval, with design work to start in 2016-2017 fiscal year.
- Ordered 6 TFN trespass letters** to individuals as part of Community Safety Strategy implementation.
- Followed up on complaints and ticket issuance, **resulting in 1% dispute rate**.
- Installed **3 speed limit signs**, and installed LED street lights on Tsawwassen Drive.
- 100% same-day response rate** to 20 lift station service disruption call-outs.
- Installed **42 water meters** in Tsawwassen Shores development 1A.
- 0 missed collection days** for garbage, recycling and organics pickup.
- Reviewed **14 Subdivision applications** and approved **5 rezoning amendments**.
- Established business licencing process.
- Received and process **approximately 120 bookings** for the Rec Centre.
- 100% tenancy** in TFN's four rental homes.

Received and process **approximately**


120 

bookings for the Rec Centre.




Issued:

- 20 Part 3 permits** (apartment, industrial and commercial) **↑** (11 permits in 2014-2015)



- 39 Part 9 permits** (residential and small multi-family) **↑** (13 permits in 2014-2015)



- 5 Soil Permits**
- 4 Development Permits**
- 43 Sign Permits**
- 4 Neighbourhood Plan amendments**
- 3 Tree Permits**

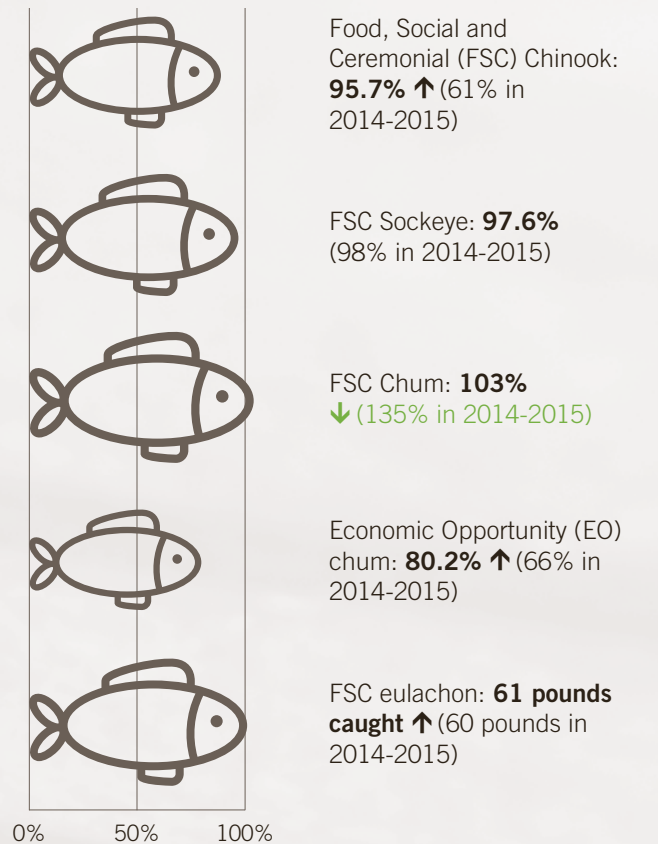
100%

tenancy in TFN's four rental homes.

NATURAL RESOURCES

- 2 crab licences** transferred from leaseholders to 2 Members.
- 14 fisheries infractions** **↓** (46 infractions in 2014-2015).
- Attended **over 40 fisheries management and conservation meetings**.
- Conducted **52 land-based hunter patrols**.
- 9 Members** have TFN Gathering Licences.
- Coordinated **7 Natural Resources Committee** meetings attended by **10 Members**, on average.
- Conducted the following enforcement activities:
 - 152 land-based crab** monitoring and enforcement patrols
 - 20 vessel-based crab** monitoring and enforcement patrols
 - 26 land-based salmon** monitoring and enforcement patrols
 - 28 vessel-based salmon** monitoring and enforcement patrols
 - 3 vessel-based eulachon** monitoring and enforcement patrols
 - 14 warnings** issued for first-time infractions
 - 2 vessels** directed off of fishery grounds

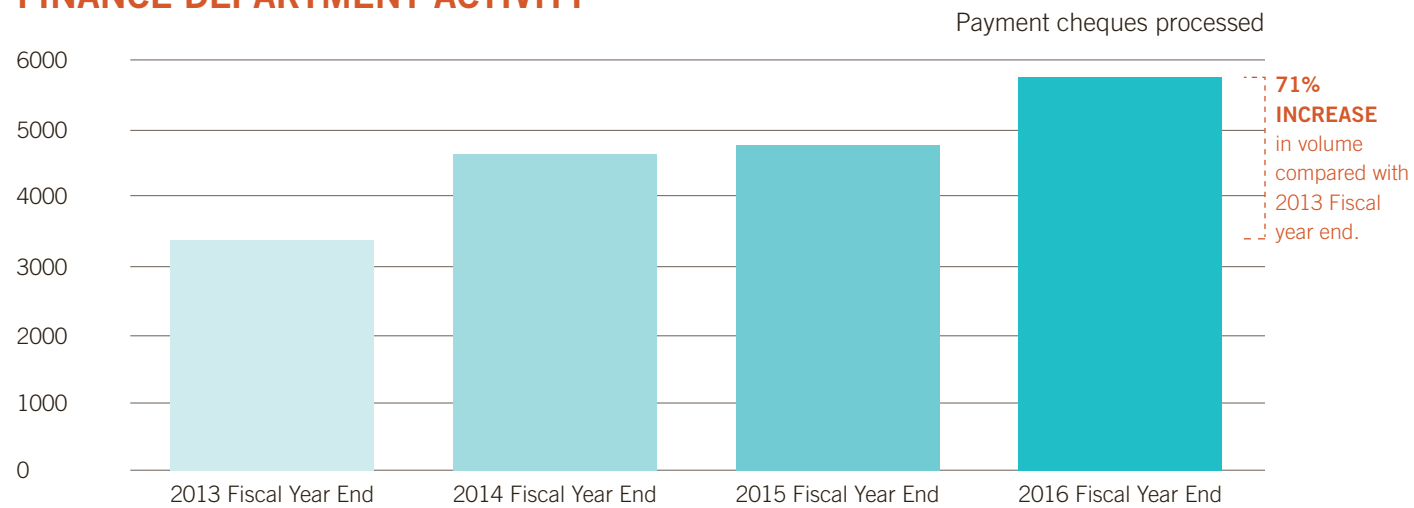
Percentage caught of allocation, by fishery:



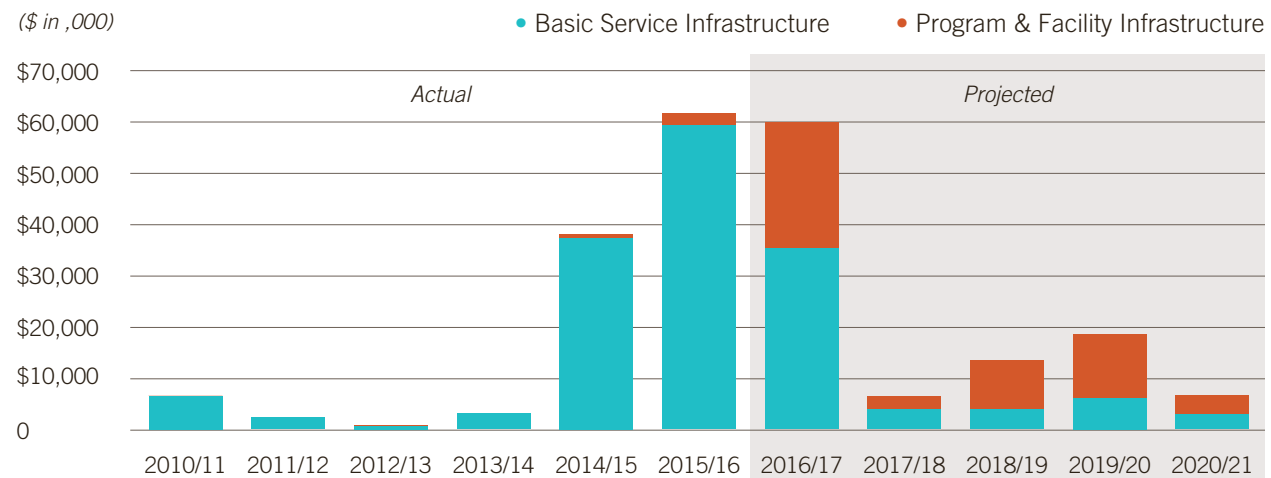
Validation percentages, by fishery:

FSC CRAB	FSC EULACHON	FSC SOCKEYE SALMON
22% ✓ (requirement: 20%)	100% ✓ (requirement: 20%)	55.1% ✓ (requirement: 20%)
FSC CHINOOK SALMON	FSC CHUM	EO CHUM SALMON
47.8% ✓ (requirement: 20%)	21.3% ✓ (requirement: 20%)	100% ✓ (requirement: 100%)

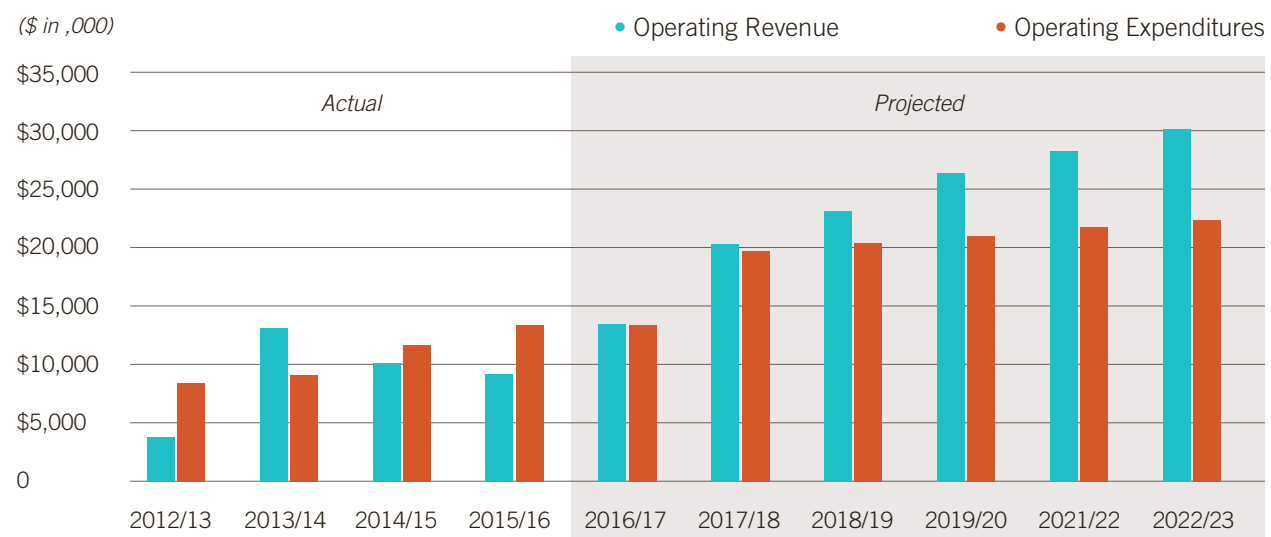
FINANCE DEPARTMENT ACTIVITY



TFN CAPITAL EXPENDITURE



TFN OPERATING REVENUE & EXPENDITURE



CONSOLIDATED FINANCIAL STATEMENTS

TFN's consolidated financial statements are available in the full 2015-2016 Annual Report. An electronic copy of the Annual Report is available on the TFN website and hard copies are available at the TFN Administration Building.



“WE’VE BEEN HERE SINCE TIME IMMEMORIAL... I MEAN, WE’RE HERE BECAUSE OF THE RIVER AND THE OCEANS AND THE LAND, RIGHT. SO IT’S IMPORTANT THAT WE RESPECT THAT AND WE’RE HERE TO PRESERVE THAT, IN OUR CULTURE, OUR TRADITIONS. IT’S IMPORTANT THAT WE TEACH OUR YOUTH, BECOME AN ELDER AND TEACH.”

— TFN MEMBER



TSAWWASSEN FIRST NATION
s̓əwəθən məsteyəx^w



TO LEARN MORE: TSAWWASSENFIRSTNATION.COM (604) 943-2112

